

**BUILDPRO TMD625125**

**BuildPro™**

**2560 x 1250mm BuildPro Modular Welding Table - Standard Finish**


**Reversible Table Plates**



## BUILDPRO 2560 x 1250mm BuildPro Modular Welding Table - Standard Finish TMD625125



Shown Welding with Optional Accessories



Shown with Optional Accessories Setting Up Go Cart Frame



Shown with Optional Accessories Setting Up Sheetsteel




Shown with Optional Accessories Setting Up Frame



Shown with Optional Accessories Setting Up Frame 2



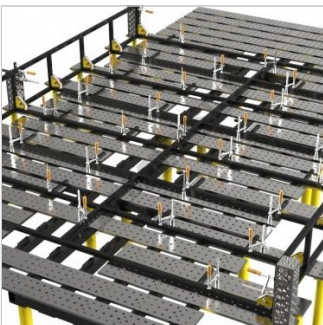
Shown with Optional Accessories Setting Up Frame 3



Shown with Optional Accessories Setting Up Frame 4



Shown with Optional Accessories Setting Up Frame 5



Shown with Optional Accessories and Joining Multiple Tables

### Description

BuildPro® Models

#### NEW REVERSIBLE SELF-LOCATING TABLE PLATES!

The very practical, modular design of the BuildPro® Table makes it easy to set-up and tear down for job at hand, big or small. Save time and money by holding, positioning and locating quickly and easily with a wide variety of BuildPro® clamps and accessories.

In this economy, we know you need to be flexible and responsive to new business opportunities by reducing set-up time, improving consistency and work quality and remaining competitive in both pricing and delivery in a wide variety of jobs; short runs, volume production, prototypes, and multiple jobs in fabrication, repairs, and maintenance.

#### Accuracy:

Table flatness : 0.30mm / 914.4mm

Hole diameter : 16mm + 0.05mm

Hole spacing : 50mm ± 0.038mm

**BUILDPRO 2560 x 1250mm BuildPro Modular Welding Table - Standard Finish TMD625125**

Plate thickness : 16mm ± 0.10mm

All BuildPro® Tables have 16mm thick steel plate with Ø16mm holes in a 50mm grid pattern. All tables, except BuildPro® MAX, have 40mm slots between plates.

**Features**

- Standard table material finish
- Ø16mm holes
- 16mm thick plate
- 50 x 50mm grid pattern
- 900mm table height
- Includes legs

**Specifications**

<b>ORDER CODE</b>	W07720A
<b>MODEL</b>	TMD625125
<b>Table Top Finish (Type)</b>	Standard Finish
<b>Table Top Size (mm)</b>	2560 x 1250
<b>Table Height (mm)</b>	900
<b>Table Side Height (mm)</b>	~
<b>Top Plate Thickness (mm)</b>	16
<b>Grid Pattern (mm)</b>	50 x 50
<b>Table Hole Diameter (Ø)</b>	16
<b>Table Slots (mm)</b>	40
<b>Static Load Capacity (kg)</b>	2500
<b>Total W.L.L. (kg)</b>	~
<b>Number of Legs (No.)</b>	~
<b>Nett Weight (kg)</b>	449