

HAFCO WTC-1450



Industrial Mobile Tooling Cabinet Workstation

1170 x 580 x 1450mm



HAFCO Industrial Mobile Tooling Cabinet Workstation WTC-1450



Shown with Optional Tools and Accessories



Front View



Side View



Cupboard with Adjustable Shelf



Top Drawer




2nd Drawer



Bottom Drawers



Key Lockable Drawers



Key Lockable Door



Fixed Wheels



Swivel Wheels



Push Handle



Rubber Matting



Drawer Railings



Drawer Locking Mechanism



Drawers with Safety Locks

HAFCO Industrial Mobile Tooling Cabinet Workstation WTC-1450




Heavy Duty Drawers



Drawer Lock Bracket



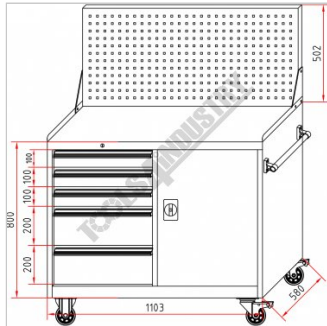
Drawers with Steel Dividers



Top Drawer with Plastic Buckets



Backing Panel Shown with Optional Hooks



Diagram

Features

- Heavy duty tooling cabinets, ideal for industrial applications and serious workshops
- Backing panel perfect for optional hooks, prongs & holders
- The sliding drawers are a welded strengthened single rail design coupled with high quality mechanical bearings for long lasting smooth operation
- 5 Drawers, top drawers include a series of different size plastic boxes for those small items, all other drawers come with adjustable steel dividers
- 100kg load capacity per drawer with 97% access
- 250kg load capacity on work bench top
- 390kg total load capacity for mobile work station
- Key lockable drawers & cupboard
- Cupboard consist an adjustable shelf with a load capacity of 40kg
- Powder coated quality finish
- 950mm work bench height
- Portable on caster wheels, 2 with brake
- Includes push handle
- Table Dimensions (W x D x H): 1103 x 580 x 950mm
- Weighs 121kg

HAFCO Industrial Mobile Tooling Cabinet Workstation WTC-1450

Specifications

ORDER CODE	T773
MODEL	WTC-1450
Number of Drawers (No.)	5
Drawer Load Capacity (kg)	100
Maximum Total Load Capacity (kg)	390
Includes Backing Panel	~
Dimensions (W x D x H) (mm)	1170 x 580 x 1450
Nett Weight (kg)	121