

**METALMASTER PB-135B**



**Pressbrake Touch Screen CNC - Hydraulic**

**135T x 4000mm - Includes Laser Safety Guarding**



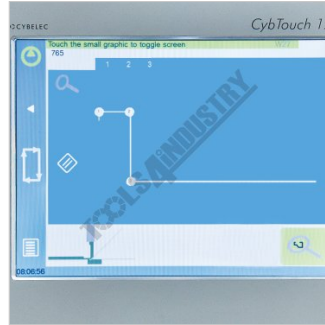
## METALMASTER Pressbrake Touch Screen CNC - Hydraulic PB-135B



Enclosed Rear Safety Guarding



CybTouch 12 Control



Touch Draw Graphical Programming



Bend Simulation 1



Bend Simulation 2



Bending Sequence List



Easy Bend Page



Laser Emitter



Laser Receiver




Laser Safety Device




Laser Guarding system In Use



Linear Guideway Ballscrew Backgauge



Linear Guideway Ballscrew Backgauge



Servo Motor Backgauge

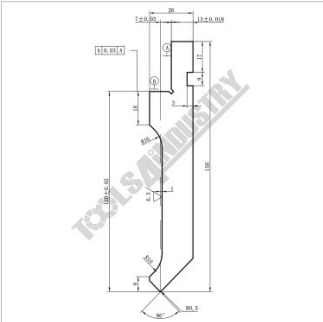


Intermediate Clamps

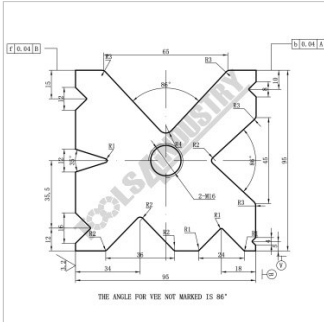


Top and Bottom Tooling

**METALMASTER Pressbrake Touch Screen CNC - Hydraulic PB-135B**



Segmented Top Punch



One Piece 4 Sided Die



Adjustable and Sliding Front Sheet Supports



Heavy duty Torsion Bar



Mobile Foot Control




Mobile Foot Control Top Buttons



Rear Doors Safety Micro Switch



Adjustable Pressure Control



Tonnage Calculation Chart

**Description**

**CYBELEC CybTouch CNC Controller**  
Headquartered in Switzerland Cybelec is at the forefront of pressbrake controller technology.

The CybTouch 12 Touch Draw CNC control features an intuitive touch interface with an advanced array of bending functions with vivid colour & large touch key interactive software. Interactive On-line help, and many other automatic functions that constantly guide the operator. CybTouch controllers are very easy to operate.

**METALMASTER Pressbrakes**  
MetalMaster Quality Pressbrakes feature high durability, and provide precision bending capabilities. The Pressbrake main frames are constructed from rolled, stress relieved solid steel to prevent distortion during the bending process and under extreme continuous loads.

MetalMaster Pressbrakes are produced in a high volume production process and therefore are able to be manufactured cost effectively, resulting in an affordable price, representing value for money and quicker return on

**METALMASTER Pressbrake Touch Screen CNC - Hydraulic PB-135B**

investment.

All electrical components are of European quality supplied by, Telemecanique, Merlin Gerin and ABB.

**Features**

- CYBELEC CybTouch CNC Controller
- Large, vivid and high-contrast fully touchscreen control mounted on a swivel pendant for optimal ergonomics
- Simple pages, clear display, large keys
- Intuitive 2D graphical touch draw part profile programming
- Bend material allowance calculation
- Radius bump bending calculation function
- Bending angle and back gauge correction
- Various automatic calculations of other bend functions
- Complete programming for efficient mass production with multiple bends
- Bending sequences and programs can be saved for future use
- Easy single bends with EasyBend page
- Easy manual movement
- On-line help and interactive warning pop-ups
  
- **LASER GUARDING -**
- Laser guarding provides close proximity operator protection allowing faster bending cycles, promoting higher productivity
- The Laser system is compliant with requirements of EN61496-1, EN61496-2, ISO 13849-1 Ple, as well as AS/NZS 4024.1503
- Australian designed electrical system featuring dual channel monitoring on all essential machine functions
- Top beam speed & stopping performance are all real time monitored to ensure compliance with safety regulations
  
- **METALMASTER Pressbrakes**
- Dual Hydraulic rams balanced by a heavy duty torsion bar, Electronically controlled by the CYBELEC CT12 CNC control assuring accuracy & repeatability.
- Servo driven Y Axis for quick and precise adjustment of angles for bending & corrections
- Servo driven X Axis provides fast response & accuracy when positioning the backgauge
- High performance side mount back gauge with linear guides & ballscrew provides fast and accurate positioning
- Segmented heavy duty 86° top punch
- European style punch holder with an adjustable wedge clamping system for crowning
- Multi vee ('V') bottom die is made from one solid 4000mm die block design to handle heavy plate, safety edge vee ('V') is incorporated in bottom die block.
- Sliding steel fabricated sheet supports enabling a wide range of material sizes to be aligned and supported at the correct required height. This feature is achieved with a "T" slot machined down the total length of the die bed, sheet supports are also adjustable vertically to assist in supporting material with return bends already folded.
- Metal safety guarding surrounding the machine with rear sliding door fitted with micro switch ensuring operator safety.
- Hydraulic pressure gauge with quick adjust pressure control & over pressure protection allows the operator to accurately set the pressure required for different material thickness.
- The vertical supporting slides are treated to provide greater wear resistance and increased accuracy.
- Reinforced side frames providing addition support strength to machine throat
- Includes safety control laser guarding system
- Mild steel capacity is rated on hot rolled material with 250MPA
  
- **Pre-Commissioning:**
- 1. Pressbrake is run & tested prior delivery

## METALMASTER Pressbrake Touch Screen CNC - Hydraulic PB-135B

- 2. Hydraulic oil is included with machine

### Includes

- CYBELEC Touch 12 2D Graphical CNC Control
- Touch draw profile programming
- Easy bend function for quick one off jobs even if you are in the middle of a production bending program
- 86 Degree Top Punch with Segments (4x800, 1x365, 1x200, 1x100, 1x50, 1x40, 1x20, 1x15, 1x10)
- Top tooling tool intermediate holder system with wedge type adjustment
- Multi V bottom die block 95 x 95mm with a range of V's between 4mm~65mm
- Laser guarding system
- Servo motor X & Y axis for ultimate speed & performance
- Sliding front sheet support arms
- High performance servo backgauge with linear guideways & ballscrew, 520mm travel

### Specifications

<b>ORDER CODE</b>	S908CL
<b>MODEL</b>	PB-135B
<b>Control Unit (Type)</b>	CYBELEC
<b>Nominal Pressure - Tonnage (Ton)</b>	135
<b>Nominal Pressure - Kilonewtons (kN)</b>	1250
<b>Length of Work Table (mm)</b>	4000
<b>Distance Between Columns (mm)</b>	3200
<b>Throat Depth (mm)</b>	420
<b>Maximum Open Height (mm)</b>	390
<b>Ram Stroke (mm)</b>	130
<b>Machine Axis (No.)</b>	2
<b>Safety Guarding System (Type)</b>	Laser System
<b>Backgauge Travel (mm)</b>	520
<b>Table Bed Crowning System (Type)</b>	~
<b>Motor Power (kW / hp)</b>	7.5 / 10
<b>Motor Voltage (V)</b>	415
<b>Floor Space Requirements (L x W x H) (mm)</b>	4700 x 2000 x 2700
<b>Nett Weight (kg)</b>	10350