

## HAFCO-METALMASTER CS-275A



**Cold Saw, Includes Stand**

**90 x 50mm Rectangle Capacity**



**HAFCO-METALMASTER Cold Saw, Includes Stand CS-275A**



Front View




Left View



Controls



Quick Action Vice



Dual Material Clamp



Adjustable Vice Jaws




Quick Lock Vice



Material Roller Support



45 Degree Set Up



45° Left & Right Mitre




Swivel Head Lock Lever



Adjustable Length Stop



Dead Man Switch On Handle



Coolant Valve



Spring Assisted Head Return



Oil Sight Glass

## HAFCO-METALMASTER Cold Saw, Includes Stand CS-275A

### Description

Manufactured in Taiwan

The CS-275A Hafco MetalMaster manual cold saw now includes a stand & consists of a 275mm circular saw blade that runs at a relatively slow speed in conjunction with a coolant system. These cold saws are designed to cut at 90°, or mitre up to 45° in either left or right side of the material simply by releasing the lever located at front of machine. Each machine comes standard with a very heavy and strong cast iron frame base with a cast dual pivot saw head supported by an industrial swivel base system, which makes a MetalMaster cold saw one of the most rugged machines on the market.

The MetalMaster manual cold saw head is well balanced and uses a long actuating handle giving the operator greater leverage and control to guide the saw blade through the work piece of tubing or pipe etc, with ease and utilises a quality head retraction system for returning the cold saw head to the start position. The vice clamps the workpiece on both sides of a cut, which extends blade life because the cut off does not drop into the blade.

### Features

- Rugged cast iron construction offers years of accurate cutting
- Lock at any angle between -45° or +45° mitre in both directions via locking lever
- Degree markings engraved onto swivelling base for quick and accurate mitre cutting
- Dual material clamp system providing burr free cuts on both pieces of material
- Quick action vice clamp lever designed to increase production
- Built in blade coolant pump system with flow control valve
- Oil sight glass located on right side of the gearbox so operator can maintain correct lubrication levels according to specifications provided
- Dead man trigger switch located on cutting handle provides operator safety on/off power control
- Automatic retract safety blade guard covers blade when returned to home position
- Spring assisted head return provides a even balance during cutting operation and reduces operator fatigue
- HSS cutting blade is included for general types of material and thickness

### Includes

- Blade
- Coolant system
- Sheet metal stand
- Material length stop

### Specifications

<b>ORDER CODE</b>	S822
<b>MODEL</b>	CS-275A
<b>Cutting Head Action</b>	Manual
<b>Operation Type</b>	Swivel - Dual Mitre
<b>Round Capacity @ 90° / 45° (mm)</b>	75 / 65
<b>Square Capacity @ 90° / 45° (mm)</b>	65 / 55
<b>Rectangle Capacity @ 90° / 45° (WxH) (mm)</b>	90 x 50 / 60 x 50
<b>Blade Size - Diametre. x Bore (Ø) (mm)</b>	275 x 32
<b>Vice Clamping Fixture</b>	Manual
<b>Coolant System</b>	Yes
<b>Table Working Height (with Stand) (mm)</b>	970
<b>Blade Speed (rpm)</b>	45

**HAFCO-METALMASTER Cold Saw, Includes Stand CS-275A**

<b>Motor Power (kW / hp)</b>	1.12 / 1.5
<b>Voltage / Amperage (V / amp)</b>	240 / 10
<b>Nett Weight (kg)</b>	135