

HAFCO-METALMASTER AL-960B



Centre Lathe

Ø305 x 925mm Turning Capacity - Ø40mm Spindle Bore



HAFCO-METALMASTER Centre Lathe AL-960B



Left View




2 Axis DRO Mounted



Headstock



Head Stock Controls



Spindle Speed Chart




Feed Threading Levers and Control Panel



Feed and Threading Levers



Feed and Threading Charts



Safety Chuck Guard



3 Jaw Chuck



40mm Spindle Bore




Removable Gap Bed Way



Fixed & Travelling Steadies



Saddle Left View




Saddle Front View




Saddle Right View

HAFCO-METALMASTER Centre Lathe AL-960B



Compound Slide



Compound Slide Angle Scale



Toolpost



Thread Chasing Dial



Feed and Threading Engagement Levers



Spindle Engagement Lever



Cross Feed Dial Graduations



Saddle Hand Wheel Graduations



Compound Slide Dial Graduations



Tailstock



Tailstock Quill Graduations



Hardened and Ground Bedways

Description

A superior quality Taiwanese heavy duty AL-960B metal turning lathe manufactured to precision engineering tolerance & excellence, suitable for the home enthusiastic, model engineer, gunsmith engineers and small workshops. This lathe is well known & sort after in many industries because of its user friendly capabilities and it most certainly will transform your metal turning experience to the next level of expertise.

Featuring a precision ground, induction hardened bed, fully gear driven spindle with hardened and ground gears with a speed range of 70 - 1400rpm, selectable via the front of headstock mounted gear selection levers.

2hp single phase 240 volt motor is supplied on machine, taper roller spindle bearings, range of cross and longitudinal feed speeds selected on a separate gearbox, thread chasing dial, chuck guard & splash guard.

Supplied with a large range of standard accessories including a 150mm(6") 3 jaw self centring chuck, 200mm(8") 4 jaw independent chuck, face plate, dead centres, 5 to 3 MT reduction sleeve, steady rest, follow rest, standard tool post, floor stand with a swarf tray. Change gears and toolbox with maintenance tools.

HAFCO-METALMASTER Centre Lathe AL-960B

Features

- Toolroom quality lathe, made in Taiwan & sold for over 40 years
- 2 Axis digital readout system
- Gear driven headstock for quick change of spindle speeds
- Nachi Japanese made bearings supporting headstock spindle
- Precision 'V'- beds are hardened and ground
- Adjustable taper roller bearings support the spindle
- Change gears for metric and imperial thread cutting
- Saddle handwheel mounted on right side of apron reducing swarf contacting the hand
- External adjustable cross feed leadscrew nut
- Powered longitudinal and cross feeds
- 12 spindle speeds 70-1400rpm
- Dual calibrated dials (except saddle hand wheel)
- Quick-action feed gearbox for thread cutting
- D1-4 camlock spindle for quick chuck changes and safe reverse direction turning
- Removable gap bed way for larger diameter jobs

Includes

- 2 Axis digital readout system
- 160mm 3-jaw chuck with reverse jaws
- 200mm 4-jaw chuck
- Face plate
- Fixed and travelling steadies
- Change gears
- Dead centre
- Cabinet stand
- Splash tray
- Swarf tray
- Thread-chasing dial
- Chuck guard
- Tool box and instruction booklet

Specifications

ORDER CODE	L237D
MODEL	AL-960B
Swing Over Bed (mm)	305
Distance Between Centres (mm)	925
Spindle Bore (mm)	40
Swing In Gap (mm)	450
Swing Over Cross-slide (mm)	180
Digital Readout System Fitted	Yes
Quick Change Toolpost Fitted	Optional
Leadscrew Covers Fitted	~
Taper Turning Attachment	~
Coolant System	~
Tool Height To Suit (mm)	12
Centre Height (mm)	152.5
Spindle Nose Size or Type	D1-4 Camlock

HAFCO-METALMASTER Centre Lathe AL-960B

Bed Width (mm)	190
Headstock Spindle Taper (MT)	5
Tailstock Taper (MT)	3
Cross Slide Travel (mm)	170
Compound Slide Travel (mm)	90
Leadscrew Type	Imperial
Metric Cross Feed (X-Axis) (mm/rev)	~
Imperial Cross Feed (X-Axis) (inch/rev)	0.0013 - 0.041
Metric Longitudinal Feed (Z-Axis) (mm/rev)	~
Imperial Longitudinal Feed (Z-Axis) (inch/rev)	0.0027 - 0.082
Metric Thread Steps & Pitch (No. / mm)	26 (0.25 - 7.5)
Imperial Thread Steps & TPI (No. / TPI)	40 (4 - 112)
3 Jaw Chuck Diameter (mm)	160
4 Jaw Chuck Diameter (mm)	200
Spindle Steps / Speeds (No. / rpm)	12 (70 - 1400)
Motor Power (kW / hp)	1.5 / 2
Voltage / Amperage (V / amp)	240 / 15
Nett Weight (kg)	470