

HAFCO-METALMASTER CL-38A



Centre Lathe

Ø410 x 1000mm Turning Capacity - Ø52mm Spindle Bore



HAFCO-METALMASTER Centre Lathe CL-38A



Left View



2 Axis SINO Digital Readout



Safety Chuck Guard



V Bed




Head Stock Control




Speed Selectors




Feed Gearbox



Back Gear Set Up Chart




HAFCO-METALMASTER Centre Lathe CL-38A



Foot Break



Saddle Stop



Adjustable 4 Position Saddle Stop



Spindle Engagement Handle Stop



Thread Chasing Dial



Feed and Threading Lever



Cross Feed Handle



Saddle Hand Wheel




Compound Side Hand Wheel



Quick Change Toolpost Rear View



Tailstock



Tailstock Quill Scale



Tailstock Hand Wheel

HAFCO-METALMASTER Centre Lathe CL-38A**Features**

- 2 axis digital readout system
- Quick change toolpost
- Triple bearings supporting headstock spindle
- Adjustable taper roller bearings providing spindle accuracy
- Precision 'V'-beds & headstock gears are all hardened & ground
- One piece cast iron base increases rigidity
- Overload protection on drive motor and coolant system
- Universal enclosed gearbox incorporating metric & imperial thread capabilities
- Inching button incorporated on the control panel for convenient spindle speed selection
- Foot operated spindle brake with safety cut out switch
- 250mm wide induction hardened heavy duty cast iron bed
- Removable gap bed allowing work piece to swing up to 580mm
- Chuck guard fitted with safety micro switch
- Powered longitudinal and cross feeds
- Adjustable 6 position length-stop on bed-way for accurate repetitive operation
- Dual calibrated dials incorporating metric & imperial graduations
- Coolant system with flexible hose enabling operator to manipulate flow direction
- Oil sight glass for head stock and gearbox
- Low voltage halogen work light
- Lubrication pump on saddle oiling slides
- D1-6 camlock spindle for quick chuck removal
- Large 52mm spindle bore
- 2 speed, 4.5hp, 415V motor

Includes

- 2 Axis digital readout system
- Quick change toolpost
- Concertina leadscrew covers
- 200mm 3-jaw chuck with reverse jaws
- 250mm 4-jaw chuck
- Face plate
- Fixed steady with roller bearings
- Travelling steady with roller bearings
- Dead centres
- Thread chasing dial
- Foot brake
- Coolant system
- Work light
- Rear splash guard
- Spindle reducing bush

HAFCO-METALMASTER Centre Lathe CL-38A

Specifications

ORDER CODE	L191D
MODEL	CL-38A
Swing Over Bed (mm)	410
Distance Between Centres (mm)	1000
Spindle Bore (mm)	52
Swing In Gap (mm)	580
Swing Over Cross-slide (mm)	255
Digital Readout System Fitted	Yes
Quick Change Toolpost Fitted	Yes
Leadscrew Covers Fitted	Yes
Taper Turning Attachment	~
Coolant System	Yes
Tool Height To Suit (mm)	20
Centre Height (mm)	205
Spindle Nose Size or Type	D1-6 Camlock
Bed Width (mm)	250
Headstock Spindle Taper (MT)	6
Tailstock Taper (MT)	4
Cross Slide Travel (mm)	210
Compound Slide Travel (mm)	140
Leadscrew Type	Metric
Metric Cross Feed (X-Axis) (mm/rev)	0.025 - 0.85
Imperial Cross Feed (X-Axis) (inch/rev)	~
Metric Longitudinal Feed (Z-Axis) (mm/rev)	0.05 - 1.7
Imperial Longitudinal Feed (Z-Axis) (inch/rev)	~
Metric Thread Steps & Pitch (No. / mm)	39 (0.2 - 14)
Imperial Thread Steps & TPI (No. / TPI)	45 (2 - 72)
3 Jaw Chuck Diameter (mm)	200
4 Jaw Chuck Diameter (mm)	250
Spindle Steps / Speeds (No. / rpm)	16 (45 - 1800)
Motor Power (kW / hp)	3.3 / 4.5
Voltage / Amperage (V / amp)	415
Nett Weight (kg)	1550