

HAFCO-WOODMASTER DS-660




Twin Drum Sander

Variable Conveyor Feed Speeds




HAFCO-WOODMASTER Twin Drum Sander DS-660



Belt Tension Adjustment



Twin 100mm Dust Ports




Height Adjustment Handle



Electronic Height Reader



Sanding Drums



Drum Adjustment



Control Panel



Rear View



Side View



Left Side View

Description

The DS-660 features a powerful 3HP/ 240V single-phase motor giving this machine a plenty of power to suit most sanding applications. With a variable speed rubberised feed belt that helps to protect the underside of panels during sanding making this a versatile machine. The abrasive material is spirally wound onto both drums with the option for the drums to be configured with a coarse paper on the front drum and fine paper on the rear to save you time while reducing the need for prolonged hand sanding.

HAFCO-WOODMASTER Twin Drum Sander DS-660

Features

- 660mm (26") sanding width capacity
- Twin, dynamically balanced 125mm drums ensure smooth sanding (1 coarse & 1 fine)
- High quality conveyor belt, easy to track for smooth feeding
- Variable speed conveyor drive giving 0.92 m/min to 6.2 m/min
- Sanding workpiece thickness, Min/Max (6 - 127mm)
- Heavy duty 2.2kW / 3hp Induction 240V motor
- Twin Ø100mm (4") dust ports for efficient dust extraction

Includes

- 2 x Abrasive belts (80 grit & 120 grit)

Specifications

ORDER CODE	L1296
MODEL	DS-660
Variable Table Feed Speed (m/min)	0.93 - 6.2
Sanding Drum Speed (rpm)	1280
Belt Size (mm)	~
Drum Diameter (mm)	125
Maximum Material Width (mm)	660
Maximum Material Thickness (mm)	127
Minimum Material Thickness (mm)	6
Dust Collector Port Diameter (Qty x mm)	2 x Ø100
Feed Motor Power (hp)	1/6
Motor Power (kW / hp)	2.2 / 3
Voltage / Amperage (V / amp)	240
Floor Space (W x D x H) (mm)	787 x 1168 x 1346
Nett Weight (kg)	223