

## HAFCO-METALMASTER CS-350V



Cold Saw, Includes Roller Conveyor & Stand Package Deal

160 x 90mm Rectangle Capacity



**HAFCO-METALMASTER Cold Saw, Includes Roller Conveyor & Stand Package Deal CS-350V**



Front View



Left View



Digital Readout Control Panel




Close Up




Quick Lock Vice




Quick Action Vice



Sliding Vice



Adjustable Vice Jaw



Material Roller Support



Head Lock




Length Stop



Deadman Trigger



Coolant Valve



Coolant System



Dual Mitre Head



90 Degree Cutting

## HAFCO-METALMASTER Cold Saw, Includes Roller Conveyor & Stand Package Deal CS-350V



Cutting Head Down



Rear View

### Description

The latest 240 volt Hafco MetalMaster manual cold saw consists of a 350mm circular saw blade that can run at 24 to 120rpm via a electronic variable blade speed control and also incorporates a coolant system with an adjustable flow control valve. These cold saws are designed to cut at 90°, or mitre up to 45° in either left or right side of the material simply by releasing the lever located at front of machine and swivelling the head to the desired angle. Each machine comes standard with a very heavy and strong cast iron frame base with a cast dual pivot saw head supported by an industrial swivel base system, which makes this MetalMaster cold saw one of the most rugged machines on the market.

The MetalMaster manual cold saw head is well balanced and uses a long actuating handle giving the operator greater leverage and control to guide the saw blade through the work piece of tubing or pipe etc, with ease and utilises a quality head retraction system for returning the cold saw head to the start position. The vice clamps the work piece on both sides of a cut, which extends blade life because the cut off does not drop into the blade.

### Features

- Electronic variable speed 24~120rpm
  - 2.2kW / 3hp 240V heavy duty motor
  - Rugged cast iron construction offers years of accurate cutting
  - Lock at any angle between -45° or +45° mitre in both directions via locking lever
  - Degree markings engraved onto swivelling base for quick and accurate mitre cutting
  - Dual material clamp system providing burr free cuts on both pieces of material
  - Quick action vice clamp lever designed to increase production
  - Built in blade coolant pump system with flow control valve
  - Oil sight glass located on right side of the gearbox so operator can maintain correct lubrication levels according to specifications provided
  - Dead man trigger switch located on cutting handle provides operator safety on/off power control
  - Automatic retract safety blade guard covers blade when returned to home position
  - Spring assisted head return provides a even balance during cutting operation and reduces operator fatigue
  - HSS cutting blade is included for general types of material and thickness
- Please Note:
- This machine is not supplied with a 240 volt plug

**HAFCO-METALMASTER Cold Saw, Includes Roller Conveyor & Stand Package Deal CS-350V**

**Includes**

- CS-350V Cold Saw - 240V
- Machine Stand
- Coolant System
- Machine Length Stop
- Dia. 350mm Blade
- 2 x Roller Conveyors, 290 x 3000mm - (L812)
- 4 x Conveyor Stands, 290mm - (L814)
- Synthetic Metal Cutting Fluid

**Specifications**

<b>ORDER CODE</b>	K070
<b>MODEL</b>	CS-350V Package
<b>Cutting Head Action</b>	Manual
<b>Operation Type</b>	Swivel - Dual Mitre
<b>Round Capacity @ 90° / 45° (mm)</b>	120 / 100
<b>Square Capacity @ 90° / 45° (mm)</b>	105 / 85
<b>Rectangle Capacity @ 90° / 45° (WxH) (mm)</b>	160 x 90 / 85 x 70
<b>Blade Size - Diametre. x Bore (Ø) (mm)</b>	350 x 32
<b>Vice Clamping Fixture</b>	Manual
<b>Coolant System</b>	Yes
<b>Table Working Height (with Stand) (mm)</b>	1000
<b>Blade Speed (rpm)</b>	Variable 24~120
<b>Motor Power (kW / hp)</b>	2.2 / 3
<b>Voltage / Amperage (V / amp)</b>	240 / 20
<b>Nett Weight (kg)</b>	370