

HAFCO-METALMASTER BS-10LS



Swivel Head Metal Cutting Band Saw

Mitre Cuts Up To 45°, Quick Action Material Clamp, Includes Laser Line Guide & Hydraulic Downfeed Control




HAFCO-METALMASTER Swivel Head Metal Cutting Band Saw BS-10LS




Head Shown At 45 Degrees



Rear View




Swivel Head to 45 Degrees




Swivel Vice At 45 Degrees



Control Panel



Laser Light Guide



Laser Cut Line Guide



Variable Blade Speed



Blade Tension Gauge



Blade Tension Mechanism



Swivel Vice




Quick Clamp & Release Vice




Length Stop



Cast Iron Blade Wheels



Carbide Blade Guides with Bearings



Blade Cleaning Brush


HAFCO-METALMASTER Swivel Head Metal Cutting Band Saw BS-10LS



Hydraulic Ram



Automatic Electric Cut Out Switch



Coolant Shut Off Valve



Coolant System

Description

Manufactured in Taiwan

The BS-10LS heavy duty metal cutting band saw has many features on offer with a swivel base to cut mitres up to 45 degrees, variable speed control, hydraulic feed control a cutting capacity of up to 250mm diameter or 468 x 250mm in steel at 90° and two ball bearings per side on the blade guides for optimal control and accuracy. There is a choice of blade speeds via an adjustable dial system so that the cutting speed can be changed to suit a wide range of materials, whilst the built-in coolant system ensures maximum cutting efficiency and longer blade life. Both blade control arms are adjustable, allowing them to be positioned as close to the cut as possible. This means reliably and accurate cuts!

The cutting operation works automatically with the weight of the head providing the cutting force and a limit switch shutting the machine down when the cut is complete. The weight of the head is counterbalanced by an adjustable hydraulic damper to control the feed rate, an excellent machine choice for maintenance shops, steel fabrications, and engineering workshops. . If you're looking for this size range of machine, you'll have a tough time finding a better metal-cutting band saw with these features and at this price, It represents excellent value.

Features

- 468 x 250mm (W x H) rectangular capacity
- Swivel head for easy angle cutting without moving material
- Adjustable hydraulic feed cutting rate for multiple applications
- Mitre cuts to 45° using swivel head
- Built-in coolant system for maximum cutting efficiency
- Laser line guide assist in lining up material positioning
- Limit switch stops machine when cut is complete
- Control panel located on top of arm for easy use
- Combination roller bearing & Carbide blade guides
- Coolant system with flow control valve
- Large mitre scale - easy to read
- Cast iron frame with heavy duty fabricated base
- Quick action material clamping system
- Adjustable blade roller guides provides accurate cutting
- Variable speed drive system changes blade speed from 18-102mpm
- Adjustable length stop for repetition cutting
- Automatic electric cut-out switch
- Wire wheel brush to clean swarf from blade
- Heavy-duty gearbox drive

HAFCO-METALMASTER Swivel Head Metal Cutting Band Saw BS-10LS

- Heavy-duty 1.5kW 415V fully enclosed fan-cooled motor

Specifications

ORDER CODE	B021
MODEL	BS-10LS
Operation Type	Swivel Head
Round @ 90° (mm)	250
Round @ 45° (mm)	235
Round @ 60° (mm)	~
Square @ 90° (mm)	250
Square @ 45° (mm)	235
Square @ 60° (mm)	~
Rectangle (W x H) @ 90° (mm)	468 x 250
Rectangle (W x H) @ 45° (mm)	250 x 240
Rectangle (W x H) @ 60° (mm)	~
Coolant System	Yes
Table Working Height (mm)	570
Cutting Head Beam Type	Manual
Cutting Head Beam Return	Manual Return
Cutting Head Down Feed Control	Adjustable Hydraulic
Vice Clamping Fixture	Manual
Bundle Cutting Fixture	~
Blade Steps / Speeds (M/Min)	Variable 18-102
Blade Size (L x W x T) (mm)	3090 x 27 x 0.9
Motor Power (kW / hp)	1.5 / 2
Voltage / Amperage (V / amp)	415
Nett Weight (kg)	380