

HAFCO-METALMASTER BS-912




Metal Cutting Band Saw - Swivel Vice

Mitre Cuts Up To 45°, Quick Action Material Clamp & Includes Hydraulic Downfeed Control



HAFCO-METALMASTER Metal Cutting Band Saw - Swivel Vice BS-912




Bearing Blade Guide



Hydraulic Ram Down Feed Control




Hydraulic Ram



Length Stop

Speed Selection Chart		912 830R 192050	
Driven Pulley	Motor Pulley	Speed F.P.M.(M.P.M)	Speed F.P.M.(M.P.M)
		60Hz	50Hz
105(32)	85(26)	105(32)	85(26)
196(60)	164(50)	196(60)	164(50)
288(88)	240(73)	288(88)	240(73)
377(115)	312(95)	377(115)	312(95)

Speed Chart



Coolant System



Blade Guide Wire Brush



Bearing Blade Guide



Guide Adjustment

Description

Manufactured in Taiwan

The BS-912 is a larger 240 volt band saw suitable for the medium fabrication and general engineering workshops. It features increased motor power, four blade speeds, double row ball bearing blade guides, a built-in coolant system and greatly increased cutting capacity.

The downward cutting pressure is controlled by a fully adjustable hydraulic damper with an on/off valve and there is an automatic cut-off at the end of the cut. The vice rotates for mitre cutting and there is an adjustable material stop for consistent repeat length cutting.

HAFCO-METALMASTER Metal Cutting Band Saw - Swivel Vice BS-912

Features

- 305 x 178mm (W x H) rectangular capacity
- Adjustable hydraulic feed cutting rate for multiple applications
- Mitre cuts to 45° using calibrated vice
- Built-in coolant system to both blade guides for maximum cutting efficiency
- Limit switch stops machine when cut is complete
- Quick action material clamping lever
- Adjustable blade roller guides provides accurate cutting
- Adjustable 4-speed pulley drive system enabling 26-50-73-96mpm cutting speeds
- Adjustable length stop for repetition cutting
- Wire wheel brush to clean swarf from blade
- Portable - on wheels for ease of use
- Automatic electric cut-out switch
- Heavy-duty 750W 240V fully enclosed fan-cooled motor

Specifications

ORDER CODE	B014
MODEL	BS-912
Operation Type	Fixed Head
Round @ 90° (mm)	230
Round @ 45° (mm)	150
Round @ 60° (mm)	~
Square @ 90° (mm)	230
Square @ 45° (mm)	127
Square @ 60° (mm)	~
Rectangle (W x H) @ 90° (mm)	305 x 178
Rectangle (W x H) @ 45° (mm)	150 x 127
Rectangle (W x H) @ 60° (mm)	~
Coolant System	Yes
Table Working Height (mm)	640
Cutting Head Beam Type	Manual
Cutting Head Beam Return	Manual Return
Cutting Head Down Feed Control	Adjustable Hydraulic
Vice Clamping Fixture	Manual
Bundle Cutting Fixture	~
Blade Steps / Speeds (M/Min)	26-50-73-96
Blade Size (L x W x T) (mm)	2654 x 27 x 0.9
Motor Power (kW / hp)	0.75 / 1
Voltage / Amperage (V / amp)	240 / 10
Nett Weight (kg)	185