

## HAFCO-METALMASTER BS-5V



**Portable Swivel Head Metal Cutting Band Saw**

**Mitre Cuts Up To 60°, Compact Design & Only 23kg**



**HAFCO-METALMASTER Portable Swivel Head Metal Cutting Band Saw BS-5V**



Shown with Material Cut at 45 Degrees



Front View



Shown at Zero degrees



Swivel Head 60 degrees




Rear View




Shown at 60 degrees



Variable Speed Dial



Shown at 60 degrees close up



Cutting Angle Adjustment



Blade Guide Adjustment




Ball Bearing Blade Guides



Spring Return Cutting Head



Blade Trigger On/Off Switch



Vice



Blade Tension Adjustment



Material Length Stop

## HAFCO-METALMASTER Portable Swivel Head Metal Cutting Band Saw BS-5V



Cutting Capacities



Main Power Switch



Material Chart



Shown with Material Front View Head Down



Shown with Material Side View



Shown with Material Rear View



Shown with Material Right View



Shown with Material Low View



Shown with Material Left View

### Description

The BS-5V is the smallest portable swivel head metal cutting band saw in our range. It is very suitable for the home model engineer where space may be tight but an accurate machine is required. Constructed mainly from cast alloy and steel, it has a very rigid bow that enables a high degree of tension to be applied to the blade. The whole bow and motor assembly can be swivelled from 0° to 60° to create accurate mitre cuts.

The blade is firmly guided by double ball bearing and is driven via the direct drive motor fitted with variable speed, so the blade speed can be adjusted to suit the task in hand. The conveniently located hand trigger switch on the bow and a spring system supports the weight of the bow during operation. This is a compact and very well made machine and it can be relied on to deliver an accurate cut every time.

## HAFCO-METALMASTER Portable Swivel Head Metal Cutting Band Saw BS-5V

### Features

- Compact & portable design for the smaller workshop where space is at a premium
- Electronic variable blade speed 30-80mpm
- Swivel head to 60° using calibrated scale
- Adjustable double ball bearing blade guides
- Cast aluminium base & saw bow frame
- Operational handle with start trigger switch
- Adjustable length stop for repetition cutting
- Quiet running, direct drive, variable speed motor
- Safety magnetic main power switch
- 1kW / 1.3hp 240V motor

### Specifications

<b>ORDER CODE</b>	B004
<b>MODEL</b>	BS-5V
<b>Operation Type</b>	Swivel Head
<b>Round @ 90° (mm)</b>	125
<b>Round @ 45° (mm)</b>	80
<b>Round @ 60° (mm)</b>	50
<b>Square @ 90° (mm)</b>	125
<b>Square @ 45° (mm)</b>	80
<b>Square @ 60° (mm)</b>	50
<b>Rectangle (W x H) @ 90° (mm)</b>	130 x 125
<b>Rectangle (W x H) @ 45° (mm)</b>	80 x 80
<b>Rectangle (W x H) @ 60° (mm)</b>	50 x 50
<b>Coolant System</b>	~
<b>Table Working Height (mm)</b>	110
<b>Cutting Head Beam Type</b>	Manual Return
<b>Cutting Head Beam Return</b>	Spring Assist Return
<b>Cutting Head Down Feed Control</b>	Manual
<b>Vice Clamping Fixture</b>	Manual
<b>Bundle Cutting Fixture</b>	~
<b>Blade Steps / Speeds (M/Min)</b>	Variable 30-80
<b>Blade Size (L x W x T) (mm)</b>	1440 x 12.7 x 0.65
<b>Motor Power (kW / hp)</b>	1 / 1.3
<b>Voltage / Amperage (V / amp)</b>	240 / 10
<b>Nett Weight (kg)</b>	23