



**#14-16**


**MOTOR 3HP 1420RPM 240V**



## MOTOR 3HP 1420RPM 240V #14-16



Feet View



Front View



Shaft View

### Description

MOTOR TO SUIT TABLE SAW SB-12 (W452)

Shaft needs a 5mm key for connection

Suits Current Machines From January 2018

If replacing 2800rpm motor with NEW 1420rpm motor you must also replace both Motor & Drive Pulleys as well as Drive Belt

Motor Pulley (SKU-5ST1419A)

Drive Pulley (SKU-5ST1431A)

Drive Belt (SKU-5ST1421A)

### Specifications

<b>ORDER CODE</b>	5ST1416A
<b>MODEL</b>	~
<b>Motor Power (kW / hp)</b>	3
<b>Speed (rpm)</b>	1420
<b>Shaft Diameter (mm)</b>	22.2
<b>Reversible Motor (Yes / No)</b>	~
<b>Fan Cooled (Yes / No)</b>	Yes
<b>Voltage (V)</b>	240
<b>Amps Required</b>	9.8
<b>Input Power Supply Connection</b>	~