


#21

SWITCH ON/OFF DZ-6-2

240V AC-3 15A - 5 PIN



SWITCH ON/OFF DZ-6-2 #21




Image 2




Image 3